



Dear student,

We present you a step-by-step guide to the on-line registration system for exchange students.

If you don't find here an answer to your question, please contact us through system messages or via email: iso@uni.lodz.pl

To register, first you need to **create an account**. To do that, go to <http://www.enrolment.uni.lodz.pl> and click on the option "Create a new account":

The screenshot shows the 'Online registration for exchange students' portal. At the top, there is a blue header with the University of Lodz logo and the text 'UNIVERSITY OF LODZ Online registration for exchange students'. Below the header, there are navigation buttons for 'Home', 'Help', and 'Log in..'. The main content area has a yellow background and features a registration form with fields for 'E-mail:' and 'Password:'. A red circle highlights the 'Create a new account' link, which is accompanied by a red arrow pointing to it. To the left of the form, there is a red text link that says 'Click here to create new account'. Below the form, there is a 'Log in' button. To the right of the form, there is a photograph of five diverse students holding flags from various countries. Below the form, there is a welcome message and instructions for registration, including a deadline of 30.06. 2018.

enrolment > Home

Online registration for exchange students

E-mail:

Password:

Click here to create new account

Create a new account

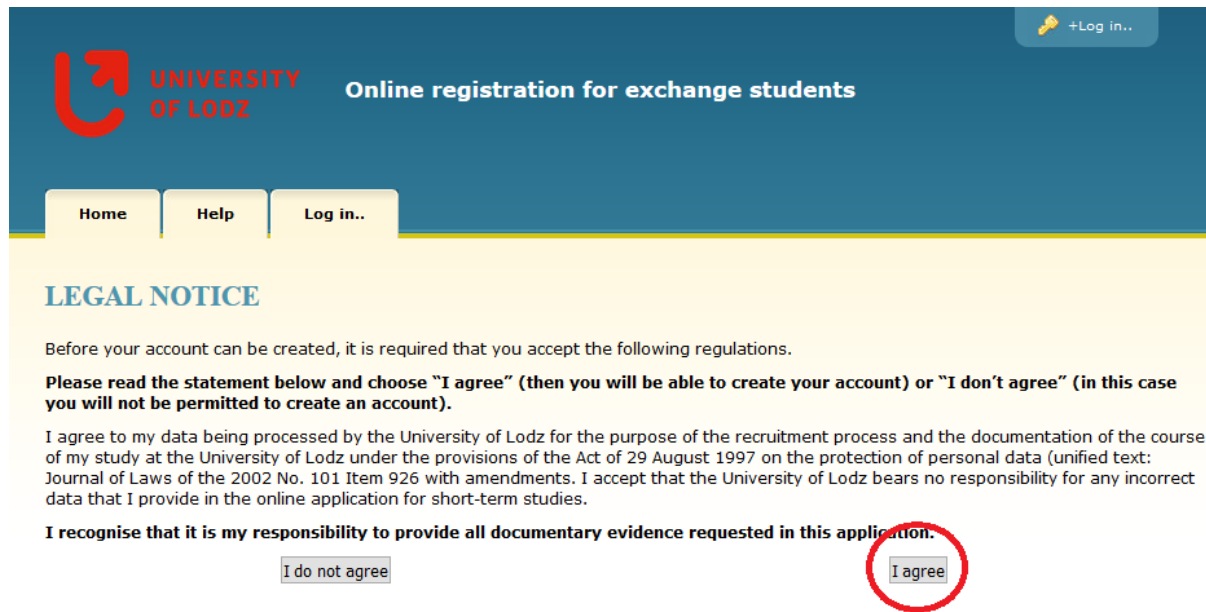
Log in

Welcome to the online registration portal for students of exchange programs (Erasmus+, Bilateral Agreements - *Mobility Direct*, Credit Mobility).

Before coming to the University of Lodz, you will need to fill in the online form available here. Please read carefully the information about the registration process: [Help->Procedure](#).

The online registration must be completed before 30.06. 2018.

Now, in order to proceed, please agree on the terms of using the information you provide us with:



UNIVERSITY OF LODZ Online registration for exchange students

Home Help Log in..

LEGAL NOTICE

Before your account can be created, it is required that you accept the following regulations.

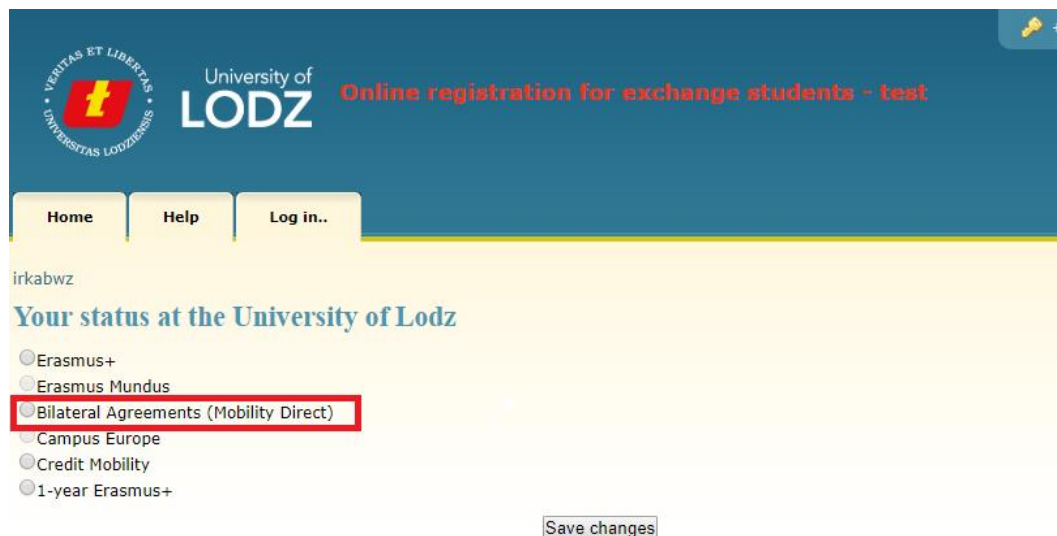
Please read the statement below and choose "I agree" (then you will be able to create your account) or "I don't agree" (in this case you will not be permitted to create an account).

I agree to my data being processed by the University of Lodz for the purpose of the recruitment process and the documentation of the course of my study at the University of Lodz under the provisions of the Act of 29 August 1997 on the protection of personal data (unified text: Journal of Laws of the 2002 No. 101 Item 926 with amendments. I accept that the University of Lodz bears no responsibility for any incorrect data that I provide in the online application for short-term studies.

I recognise that it is my responsibility to provide all documentary evidence requested in this application.

Next step is to choose your status: **Bilateral Agreements**

and click "save changes":



University of LODZ Online registration for exchange students - test

Home Help Log in..

irkabwz

Your status at the University of Lodz

- Erasmus+
- Erasmus Mundus
- Bilateral Agreements (Mobility Direct)
- Campus Europe
- Credit Mobility
- 1-year Erasmus+

Welcome to the
University of Lodz



Before we create an account for you, please fill in basic data (all the fields marked with *), and then click “Create account”.

IMPORTANT: we got feedback from last year students that “hotmail” mailbox in most cases doesn’t let through our emails. We suggest to use different email address if possible.

The screenshot shows the 'Create a new account' page on the University of Lodz website. The page has a dark blue header with the university logo and the text 'Online registration for exchange students'. Below the header are navigation buttons for 'Home', 'Help', and 'Log in..'. The main content area is yellow and contains the following sections:

- Login data:** E-mail* (student@mail.com)
- Personal data:** Gender* (Female selected, Male unselected), Name* (Anna), Last name* (Nowak), Date of birth* (1990-08-08), Citizenship* (Poland). A red note states: 'Please fill in all the data marked with *.' and 'Data shown here is just an example. After you fill in all the necessary fields, please click "Create account".'
- Password restoring:** Question* (My dog's name), Answer* (Kivi)
- Contact data*:** Phone number (+48263512545), Mobile phone number (+48236563265). A grey box notes: 'This data may be used in case of a need for urgent contact with you. It is in your own interest to fill it in.'

At the bottom, there is a red underlined note: 'Fields marked with * are required.' and a red-bordered 'Create account' button.

After that you will receive an e-mail from us (iso@uni.lodz.pl) titled “Password for Online Application” (if it doesn’t appear in your mailbox within one hour, please first check your “SPAM” folder, and if it’s not there, inform us). The e-mail will contain a password for your account. Of course we advise you to change it after you log in for the first time.

« powrót Odpowiedz Wszystkie Prześlij dalej Spam Usuń Więcej ▾

• Password for Online Application

19 maja 09:02

University of Lodz Pokaż historię do mnie Odebrane

rozwiń szczegóły

Dear student!

We have generated a password for account [redacted] in Online registration for exchange students.

Your password is: wfungu

This is just an example of e-mail you will receive and a password. After you log in for the first time, we suggest that you change it.

You can use it to log into your account. Please change it immediately after accessing your account. To log in go to this address: **You change your password by choosing the option "changing password" in the "Application" bookmark.**

<https://enrolment.uni.lodz.pl/login.php>

This message was generated automatically.

Please log in:

UNIVERSITY OF LODZ Online registration for exchange students +Log in..

Home Help Log in..

Your account has been created

An e-mail with the password to your account has been sent to werro@poczta.onet.pl. It should arrive shortly. Please check your spam folder if you think you are waiting too long. Please change your password after the first login.

E-mail:
Password:

Create a new account Recover forgotten password **Log in**

Please log in with the password you received to your email.

When you log in and change the password, you will notice that each step of the application process is pointed in the "Application" bookmark. Green color marks the steps that are completed, the red one – steps that are ahead of you. You can always check it by clicking the "Application" bookmark:

UNIVERSITY OF LODZ Online registration for exchange students

Home **Application** Help Log out

Application

Step by step

1. Status filled in. ✓
2. Complete your personal data. -
3. Do you wish to apply for accommodation? -
4. Choose what you want to study. -
5. Print pdfs. -
6. Upload your documents. -
7. Send a photo for your electronic student card. -
8. Submit your application and wait for verification. -
9. The confirmation of acceptance. -
10. Changes to Learning agreement. -

Message inbox
No new messages.
Write a message

To see which steps of the application you already completed and which you have to do, click on the "Application" bookmark.

Before you finally submit the application, you can edit all the data.

Now, please complete your personal data.

Here we ask you to fill in basic personal data, which later will be automatically transferred to the Registration Form – please make sure you enter correct data!

This part consists of 3 types of information: General information, Contact and Education. After you fill in each of it, click “save changes” so that it doesn’t get lost. The system will automatically indicate the missing data.

UNIVERSITY OF LODZ Online registration for exchange students

Home Application **Help** Log out

enrolment > Application > Personal data

Personal data

General information **Contact** Education

General

Name* Ania
Middle name
Last name* Nowak
Date of birth* 1990-08-08
Gender* Female Male
Identity document type* ID document
Identity document number* ASD565656
Citizenship* Poland
Second citizenship Please select a value

Other

Are you a person with disabilities or other health problems? Yes No

If you need any assistance please contact the iso@uni.lodz.pl

Fields marked with * are required to continue to the next application steps.

< Back to application step by step **Save changes**



- Home
- Application
- Help
- Log out

irkabwz > Application > Personal data

Personal data

This step is completed. You can proceed to the next step: [Do you wish to apply for accommodation?](#)

- General information
- Contact
- Education

Permanent Address

Country*

City/Town*

Postal code*

Street*

Building number*

Flat number

Correspondence address

Same as permanent address Yes No

Quick contact *

Phone number

Mobile phone number

Emergency contact

Emergency contact person*

Emergency contact phone number*

Emergency contact email address

The Emergency Contact Person should be able to communicate in English and/or Polish

Please notice that the contact person should be a relative or at least your university Coordinator

Fields marked with * are required to continue to the next application steps.

Save changes

< Back to application step by step

- Home
- Application
- Help
- Log out

irkabwz > Application > Personal data

Personal data

This step is completed. You can proceed to the next step: [Do you wish to apply for accommodation?](#)

- General information
- Contact
- Education

Home university

Country*

City*

University*

My university is not on the list.

Current year of study*

Field of study*

Please start typing the data and the system will suggest the possibilities. If you do not find your country or city, please write its name in English.

If your university is not on the list, please mark "My university is not on the list" and type the name in English.

Language Skills

Mother Tongue*

First language

Level

Second language

Level

Third language

Level

Levels definition can be found here.

Please remember about the language level

Other

Please, give a brief information about your reasons for studying at the University of Lodz (max 500 characters)

I heard it's great!

Fields marked with * are required to continue to the next application steps.

Save changes

< Back to application step by step

Always save your changes!

Congratulations! You have finished 2nd step of the application. Now the system will suggest you to go to the next step, which is applying for the dormitory:

enrolment > Application > Personal data

Personal data

This step is completed. You can proceed to the next step: [Do you wish to apply for accommodation?](#)

Your changes have been successfully updated.

General information | Contact | Education

Home university

Country*

City*

University*

My university is not on the list.

Level of study*

Current year of study*

Field of study*

Period of stay at the University of Lodz

Duration of stay*

Click here to proceed to the next step. You can also click "Application" bookmark to see your progress.

Simply click on the link, and you will see the following options:

enrolment > Application > Accommodation

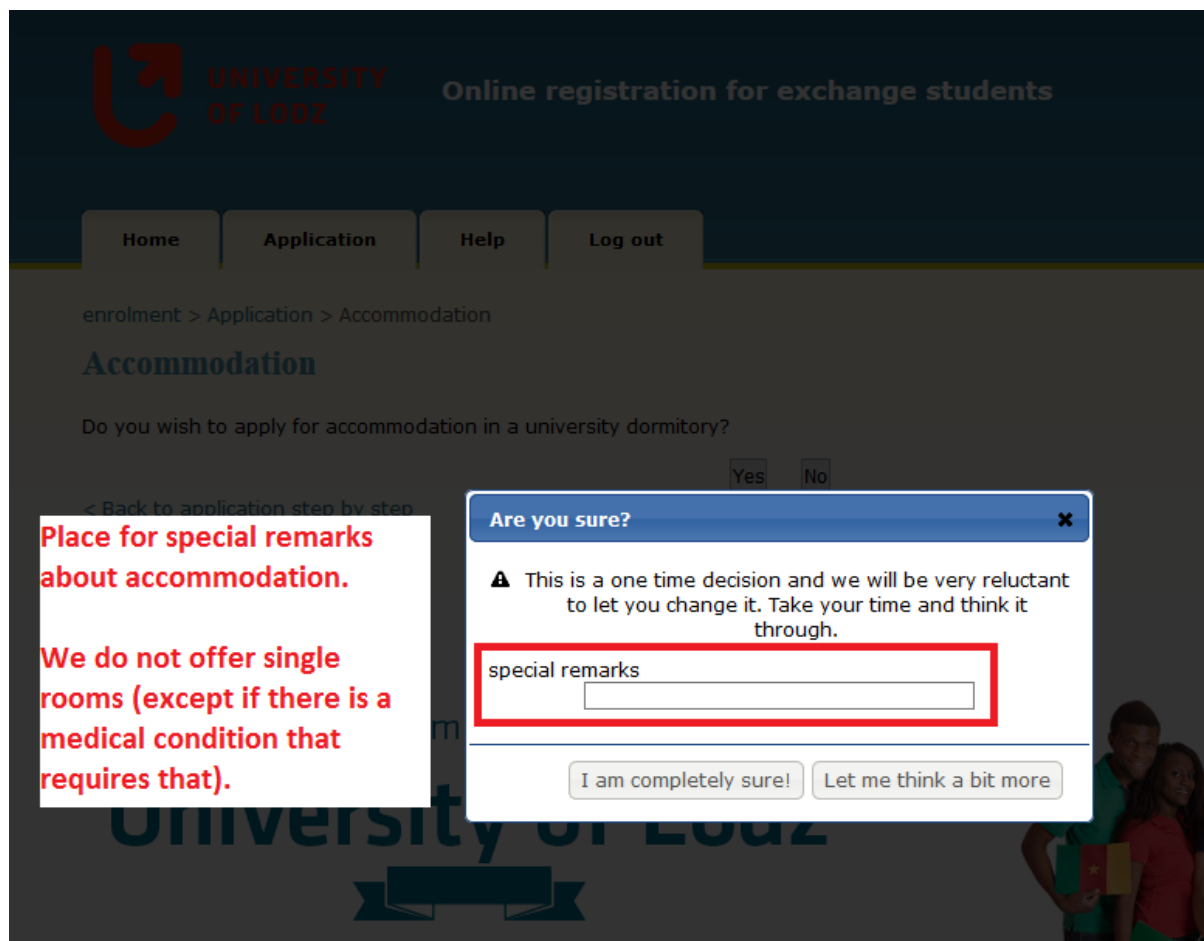
Accommodation

Do you wish to apply for accommodation in a university dormitory?

[< Back to application step by step](#)

If you click “No”, you will move to the next step. If you click “Yes”, you will be asked to add special remarks (if you have any) and if you are sure or you need more time to think about it.

Please remember that your special remarks (for example being in the same room with your friend; please write name and surname) will be taken into consideration, but we cannot guarantee that your expectations will be met:



UNIVERSITY OF LODZ Online registration for exchange students

Home Application Help Log out

enrolment > Application > Accommodation

Accommodation

Do you wish to apply for accommodation in a university dormitory?

Yes No

< Back to application step by step

Place for special remarks about accommodation.

We do not offer single rooms (except if there is a medical condition that requires that).

Are you sure?

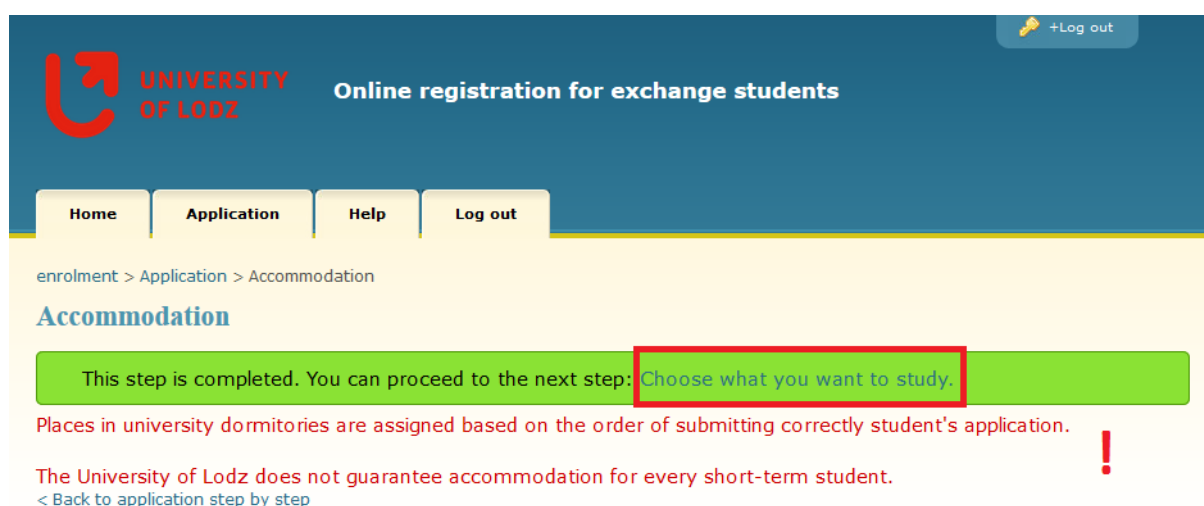
⚠ This is a one time decision and we will be very reluctant to let you change it. Take your time and think it through.

special remarks

I am completely sure! Let me think a bit more

Medical conditions requiring single room need to be supported by medical documents signed by authorised person!

After that you should see the following information:



UNIVERSITY OF LODZ Online registration for exchange students

Home Application Help Log out

enrolment > Application > Accommodation

Accommodation

This step is completed. You can proceed to the next step: **Choose what you want to study.**

Places in university dormitories are assigned based on the order of submitting correctly student's application.

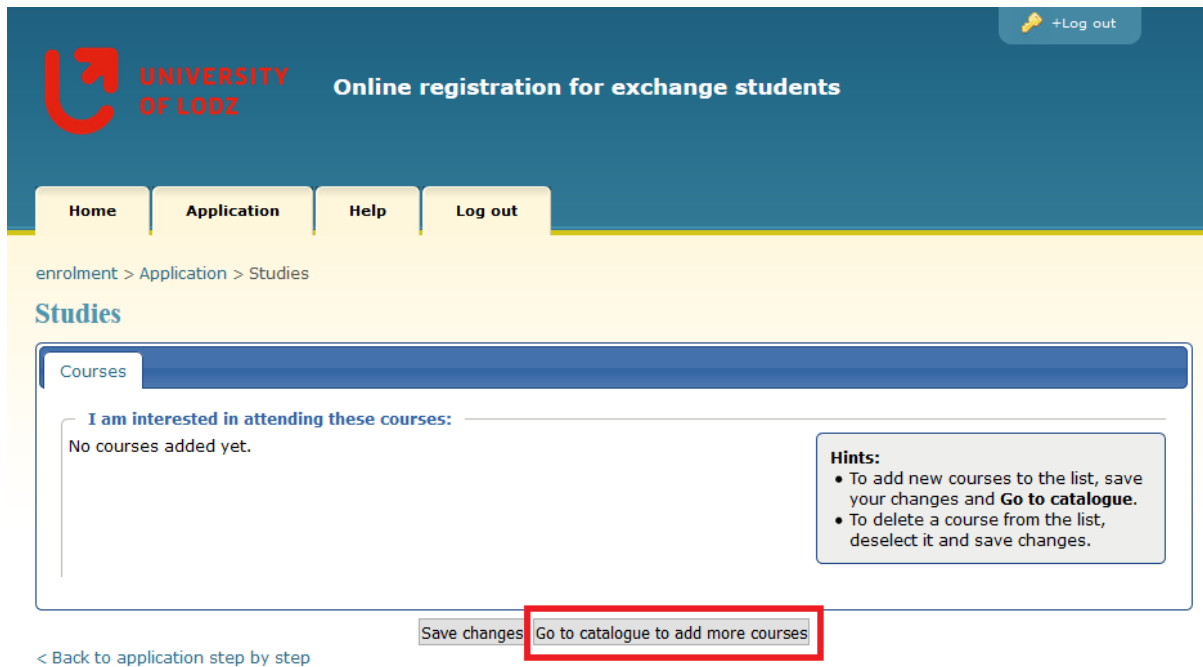
The University of Lodz does not guarantee accommodation for every short-term student.

< Back to application step by step

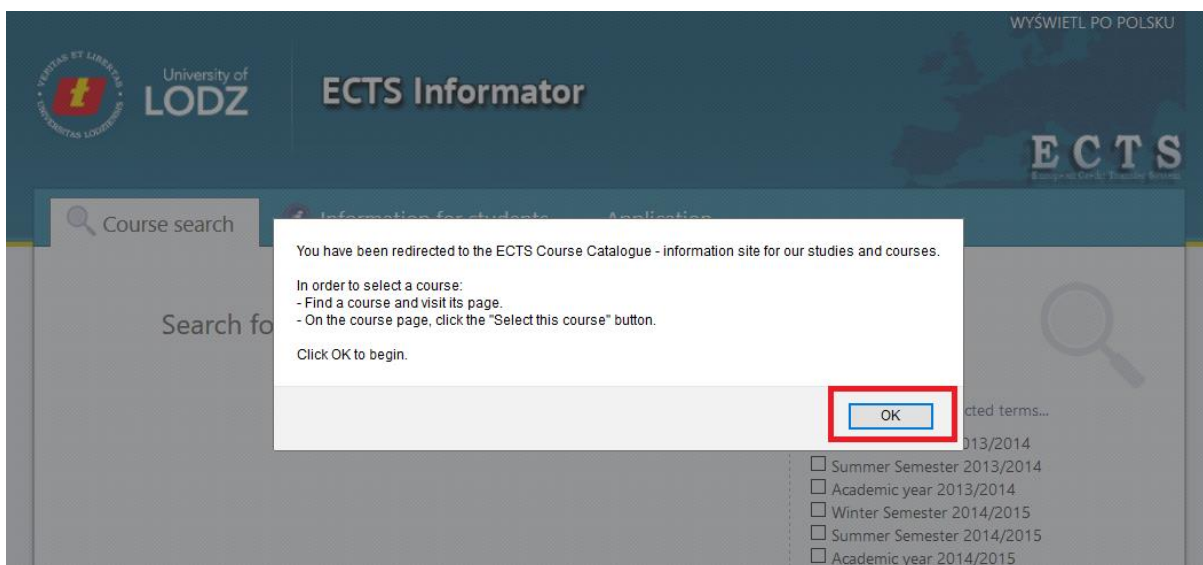
Please read carefully the part in red – we cannot guarantee accommodation for every student! It will be assigned based of the time you submit **correct** application.

Remember that anytime you can click on the “Application” bookmark to see your progress.

It’s time to choose your courses! When you click “Choose what you want to study”, you will be directed to the list of courses you chosen/will choose. To add courses, simply click “Go to catalogue to add more courses”:



The system will show you short info, just click “OK”:



You have two best options how to search for courses. You may choose any of these two.

University of
LODZ

ECTS Informator

ECTS
European Credit Transfer System

Course search Information for students Application

Search for courses: **Search** 1

conducted in...

conducted during selected terms...

- Winter Semester 2013/2014
- Summer Semester 2013/2014
- Academic year 2013/2014
- Winter Semester 2014/2015
- Summer Semester 2014/2015
- Academic year 2014/2015
- Winter Semester 2015/2016
- Summer Semester 2015/2016
- Academic year 2015/2016
- Winter Semester 2016/2017
- Summer Semester 2016/2017
- Academic year 2016/2017
- Winter Semester 2017/2018
- Summer Semester 2017/2018
- Academic year 2017/2018
- Winter Semester 2018/2019
- Summer Semester 2018/2019
- Academic year 2018/2019
- Winter Semester 2019/2020
- Summer Semester 2019/2020
- Academic year 2019/2020
- Winter Semester 2020/2021
- Summer Semester 2020/2021
- Academic year 2020/2021

There are 2 best options to see our course offer:

- 1. Click "Search" to see complete offer, divided by the Faculties.**
- 2. Click "Full course list" to see all the courses**

[Full course list](#) 2

Option 1 "Full course list"

Here courses are in the alphabetical order.



Course search



Information for students

Application

Courses on The University of Łódź

[Use the course search engine!](#)


- [Advertising](#) 0100-ERAS890
- [Agency and Free Will. An Introduction to Modern Philosophy of Action](#) 0200-ERAS146
- [Aging of cells and organisms](#) 0400-BAM32D
- [Agroturizm kak element razwitia selskohozjajstwiennykh territorij](#) 1400-EM39
- [Airports and Airlines Economics](#) 0600-WO198B
- [Aktuelle Probleme der Europäischen Integration](#) 0600-EK497B
- [Aktuelle Wirtschaftspolitik Deutschlands](#) 0600-EK650C
- [Algebra](#) 1500-ERASMA
- [Algebra and Geometry](#) 1500-ERASMAaG
- [Algebra and Number Theory](#) 1100-EAOENG
- [Algorithmic Techniques](#) 1100-AT0UEN
- [Algorithms and Complexity](#) 1100-ACOENG
- [Allgemeines Buergerliches Gesatzbuch \(ABGB\) aus dem Jahre 1811](#) 0500-ERAS64
- [Alternative Investments](#) 0600-WO228B
- [American Civil Procedure](#) 0500-ERAS27
- [American History and Culture](#) 0100-ERAS107
- [American Literature 1](#) 0100-ERAS105
- [American Short Story](#) 0100-ERAS907
- [Analysis of Cross-Section and Panel Data](#) 0600-EAVG6B
- [Ancient Greek theatre – theory and practice](#) 0100-ERAL297
- [Animal Physiology](#) 0400-BAM60D
- [Anthropology of Theatre](#) 0100-ERAS68
- [Anti-discrimination Law](#) 0500-ERAS39
- [Antidiscriminatory penal law](#) 0500-ERAS58
- [Application of Math in Chemistry](#) 1600-DUER1A
- [Application Servers](#) 1100-SA0UEN
- [Applications of Computer Graphics](#) 1500-ERASMAg
- [Applied Aquatic Ecology](#) 0400-S243UD
- [Applied Hydrology](#) 0400-S247UD
- [Applied hydrology](#) 1400-EM30

To see course details, just click on the title.

Here's the view of the 2nd option of course search:


al Authentication System

WYŚWIETL PO POLSKU

 University of
LODZ

ECTS Informator

 **ECTS**
European Credit Transfer System

 Course search  Information for students Application

no search criteria
[change criteria](#)

Click on chosen Faculty to see its course offer.

Choose a faculty to see matching courses:


- [Faculty of Physics and Applied Informatics](#) - 188 matches
- [Faculty of Philology](#) - 118 matches
- [Faculty of Economics and Sociology](#) - 114 matches
- [Faculty of Management](#) - 54 matches
- [Faculty of Mathematics and Computer Science](#) - 41 matches
- [Faculty of Law and Administration](#) - 31 matches
- [Faculty of Philosophy and History](#) - 30 matches
- [Faculty of Geographical Sciences](#) - 16 matches
- [Faculty of Educational Sciences](#) - 14 matches
- [Faculty of Chemistry](#) - 9 matches
- [Faculty of International and Political Studies](#) - 2 matches

In order to see Faculty's course offer, click its name.


If you would like to see course details, for example ECTS, semester, description, etc., just click its name:

Authentication System

WYŚWIETL PO POLSKU

 University of **LODZ**

ECTS Informator

 **ECTS**
European Credit Transfer System

Course search Information for students Application

no search criteria
[change criteria](#)

If you would like to know details of course (ECTS, semester, description, etc.), simply click on its title.

Faculty of Economics and Sociology

1-20 of 114 [Next >](#)

Banking Services - the Present and Future 0600-ERASH291
Business Systems 0600-ERASH187
Capital Market 0600-ERASH163
Cointegration Analysis 0600-AG240B
Communication in organization 0600-ERASH253
Components of Sustainable Development as a Source of Financing of Local Governments 060...
Computer assisted Economic Modeling II: Multiequational Models 0600-ERASH153
Computer-assisted Economic Modelling I 0600-ERASH152
Contemporary Problems of the World Economy 0600-ERASH144
Contemporary Problems of the World Economy 0600-WW564B
Corporate Finance 0600-ERASH164
Corporate Finance 0600-EAFH4B
Cost Accounting 0600-ERASH270
Creative Advertising 0600-ERASH301
Creativity in Personnel Activities 0600-WO064B
Culture and Communication 0600-ERASH170
Demand Analysis 0600-WW558B
Derivative Instruments and Their Role in Modern Economy 0600-ERASH244
Designing and Transforming Capitalism 0600-WW725B
Development of the Insurance Market in Poland 0600-WO075B

1 2 3 4 5 6 [Next](#)

ECTS Catalogue for USOS 5.1.3, version 2.1.5.1.971

Once you click course title, you'll see its details:

Information about semester.
"Z-18/19" means winter semester.
"L-18/19" means summer semester.
Make sure to choose course from correct semester!

Information about ECTS

Course name and it's code.

Course description.

Effects of Teaching

Student: E1. defines the basic concepts of differential and integral calculus functions, special functions and operators discussed in the lecture E2. describes theorems given in the lecture and operates them E3. selects the appropriate method to solve an indicated mathematical or chemical problem E4. applies the rules of differential calculus given in the course to solve the identified problems E5. selects and applies an appropriate coordinate system to calculate the integral of several variables E6. calculates the result of the operator acting on the function, determines and justifies the selected property operators E7. finds selected features of a scalar field and the vector E8. solves selected types of differential equations applicable in chemistry E9. presents in detail and justify the subsequent stages of the problem solution and critically evaluates the results obtained Directional learning outcomes: 16C-2A_W01, 16C-2A_W02, 16C-2A-U01

Apart from the general description, you will find here information about ECTS you get after passing the course and information in which semester the course is held.

If you would like to go back to list of courses, click "Course search" (bookmark above).

To select the course, click on "select the course".

After selecting the course, the system will automatically direct you to the list of courses chosen so far:

UNIVERSITY OF LODZ Online registration for exchange students

Home Application Help Log out

enrolment > Application > Studies

Studies

This step is completed. You can proceed to the next step: [Print pdf's.](#)

Courses

I am interested in attending these courses:

- Application of Math in Chemistry (1600-DUER1A) ECTS - 5

Hints:

- To add new courses to the list, save your changes and **Go to catalogue.**
- To delete a course from the list, deselect it and save changes.

Always save changes! → [Save changes](#) [Go to catalogue to add more courses](#)

[Click here if you need to choose or browse more courses.](#)

After you add new course, always save changes!

Now, you have 2 options:

* add more courses (by clicking "Go to catalogue..."); please remember that required **minimum is 24 ECTS!**

or

* print the documents (if you finished choosing your courses).

If you decide it's time to move to the next step ("Print pdf"), you'll see the following page:

UNIVERSITY OF LODZ Online registration for exchange students

Home Application Help Log out

enrolment > Application > Application form

Application form

This step is completed. You can proceed to the next step: [Upload your documents.](#)

- Erasmus registration form
- Learning agreement

1. Click on the files above to print them. In case of LA, you can use your university's document, as long as the courses are the same in the system. Both files (RF and LA) need to be signed!

2. If you have the files signed by your Coordinator, click here to upload them.

The documents you print and prepare must be **signed** by the Coordinator of your University. **We do not accept documents without signature!** Once you have both documents signed, please upload them. Remember that we accept only following file types: PDF, PNG, JPG, and the files cannot be larger than 2 MB.

If it happens that you need to print the Registration Form or LA again, just click “Application” (top bookmarks) and then “Print pdf” link.

Ok, it’s time to upload the Registration Form, the LA and copy of your passport (if you are waiting for your passport, you can upload the national ID, but passport is required to prepare the invitation) - click “Upload your documents”:

The screenshot shows the 'Documents' page of the 'Online registration for exchange students' portal. The page has a blue header with the University of Lodz logo and navigation tabs for Home, Application, Help, and Log out. The main content area is yellow and contains the following elements:

- Breadcrumbs: enrolment > Application > Documents
- Section: Documents
- Section: Upload files
- Section: Required documents
 - Scan of your passport or other proof of identity: Przegladaj... Nie wybrano pliku.
 - Registration Form: Przegladaj... Nie wybrano pliku.
 - Learning Agreement: Przegladaj... Nie wybrano pliku.
- Section: Optional documents
 - Other: Przegladaj... Nie wybrano pliku.
 - English Certificate: Przegladaj... Nie wybrano pliku.
- Buttons: Send (highlighted with a red box and an upward-pointing red arrow)
- Text: English certificate is optional. If you do not upload it and we have doubts about your English level, we will contact you.
- Text: Choose proper files from your computer. Files listed here are the only ones we require.
- Text: Accepted file types are: PDF, PNG, JPG. Uploaded files cannot be larger than 2 MB. If you have problems with uploading documents, first check if you are not trying to upload too big file.
- Text: < Back to application step by step

Now let's upload a photo for the student card you will get after arriving in Lodz:

UNIVERSITY OF LODZ Online registration for exchange students

Home Application Help Log out

enrolment > Application > Documents

Documents

This step is completed. You can proceed to the next step: **Send a photo for your electronic student card.**

Your changes have been successfully updated.

Upload files

Required documents
No more documents are required

Optional documents

Other Nie wybrano pliku.

English Certificate Nie wybrano pliku.

Accepted file types are: PDF, PNG, JPG.
Uploaded files cannot be larger than 2 MB.
If you have problems with uploading documents, first check if you are not trying to upload too big file.

Sent documents

Document	File name	Size
<input type="checkbox"/> Scan of your passport or other proof of identity.	PL_LODZ01_Info_sheet.pdf	523.7 KB
<input type="checkbox"/> Registration Form	PL_LODZ01_Info_sheet.pdf	523.7 KB
<input type="checkbox"/> Learning Agreement	PL_LODZ01_Info_sheet.pdf	523.7 KB

[Back to application step by step](#)

Your uploaded files are here. You can change them if needed.

Important! The photo you choose will be rejected if it won't be suitable for the official document, like the student card. The best would be an ID photo.

UNIVERSITY OF LODZ Online registration for exchange students

Home Application Help Log out

Sending your photo for Student ID

[Click here to choose your photo.](#) [back](#)

Photo (*.jpg format) Nie wybrano pliku.

[Click here to send it to the system](#)

Technical requirements:

- The photo must be of high quality (clear, sharp, with good brightness, contrast and colour balance).
- The background should be clear and not vivid. Head contour must be well visible. Photographed person's shadow or other distracting details in the background are unacceptable.
- Colours should be natural. Monochromatic or sepia photos are unacceptable.
- A JPG photo of a size 400 by 500 pixels is preferred. This way we can print it in 2 cm by 2.5 cm format in good quality. A bigger photo with the same size ratio is acceptable.
- To crop the photo you need to install Sun Java (<http://www.java.com/download/>).
- The uploaded photo must be identical to the paper copy sent to the university with all the documents.

A photo your Electronic Student Card should meet the same technical requirements as photos for old passports:

- The photo should show a person without any head cover, sunglasses nor other dark glasses. The head should be turned a little bit to the left so that your left ear is visible. The ear should be uncovered and without earrings. There should be no shadows, dark spots or seal marks on the photograph.
- However, a person with congenital or acquired visual impairment of any kind may attach a photograph showing the person wearing dark glasses and a person wearing head cover according to one's religious belief - may attach a photograph showing a person with head cover.
- Medical statement on disability degree (due to congenital or acquired visual impairment of any kind) is a document certifying a person's authorization to attach a photograph showing a person wearing dark glasses. The statement should be issued in accordance with regulations on medical pronouncement of disability and disability degree.
- Certificate of religious affiliation is a document certifying a person's authorization to attach a photograph showing a person wearing a head cover.

Persons referred to in points 2, 3 and 4 are not obliged to present any certificates if they present a new Polish ID with the same photograph which they wish to put in their Student Card.

After you choose a photo, you'll see the following preview:


Photo (*.jpg format) : Nie wybrano pliku. Data
 If you wish to change your photo, send a new one here.

Current photo:

Status: waiting This will change when we accept your photo.



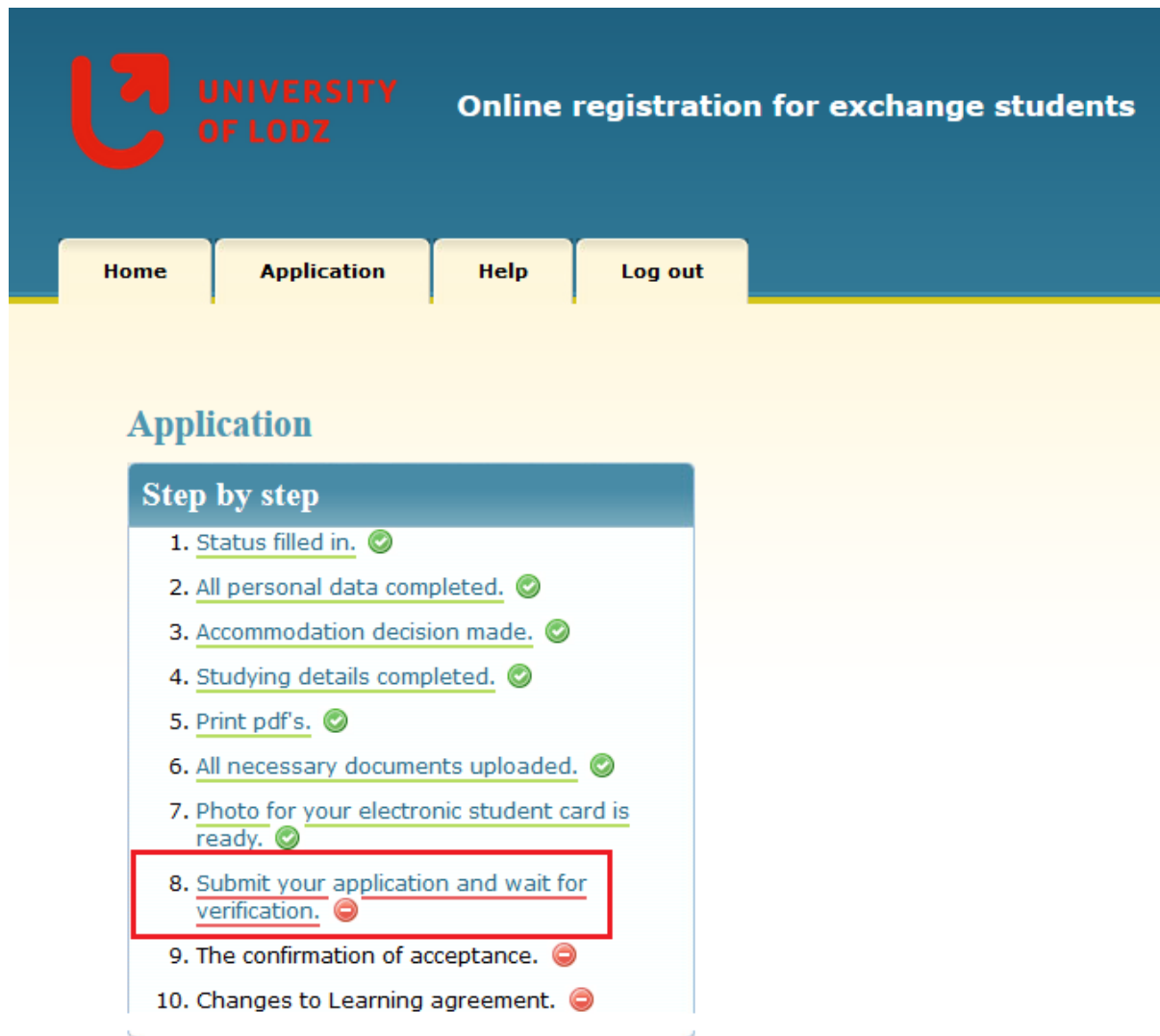
Student's id preview



That's how your student ID photo will look like :)

If you're satisfied with the photo you sent, please click on the "Application" bookmark and choose the next step.

So now you're facing the last step of on-line registration – submitting your application:



UNIVERSITY OF LODZ Online registration for exchange students

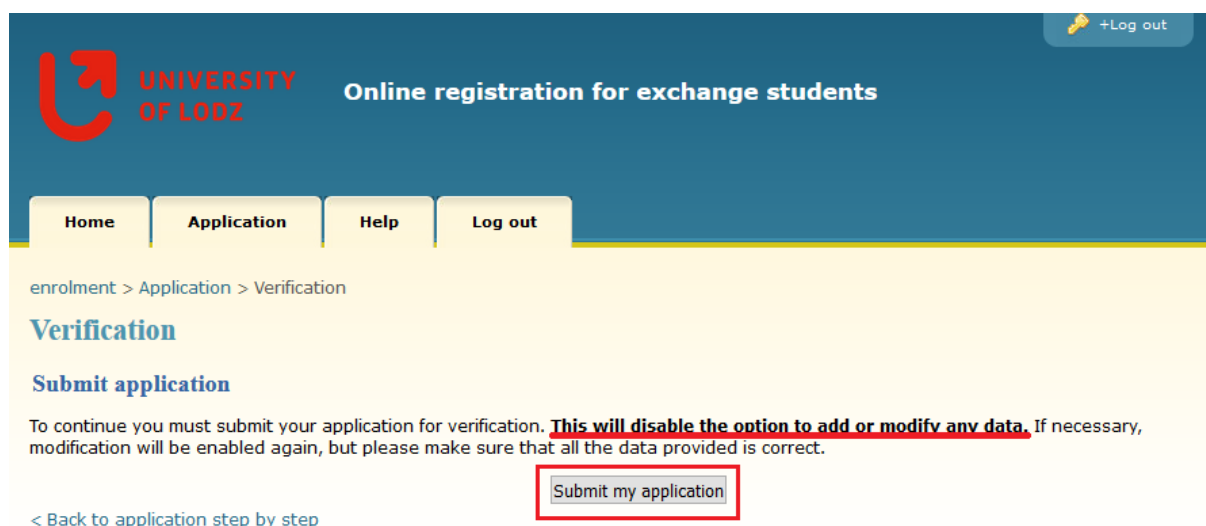
Home Application Help Log out

Application

Step by step

1. Status filled in. ✓
2. All personal data completed. ✓
3. Accommodation decision made. ✓
4. Studying details completed. ✓
5. Print pdf's. ✓
6. All necessary documents uploaded. ✓
7. Photo for your electronic student card is ready. ✓
8. Submit your application and wait for verification. -
9. The confirmation of acceptance. -
10. Changes to Learning agreement. -

If you're sure all the data you filled in is correct (and the documents as well), **please submit the application.**



UNIVERSITY OF LODZ Online registration for exchange students +Log out

Home Application Help Log out

enrolment > Application > Verification

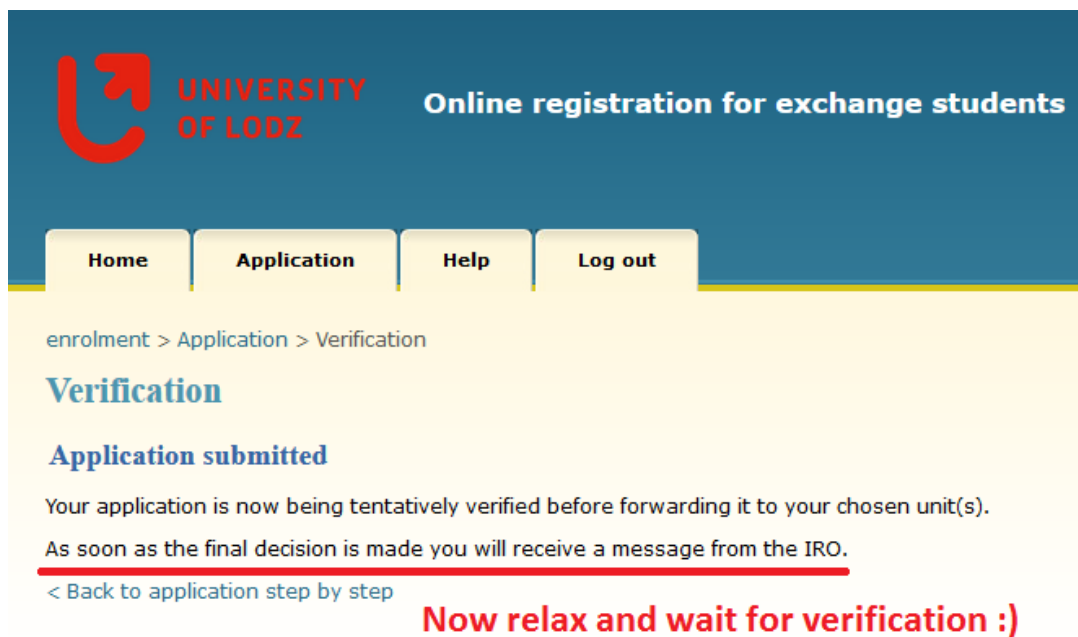
Verification

Submit application

To continue you must submit your application for verification. ~~This will disable the option to add or modify any data.~~ If necessary, modification will be enabled again, but please make sure that all the data provided is correct.

< Back to application step by step

After you do that, you'll see the following information:

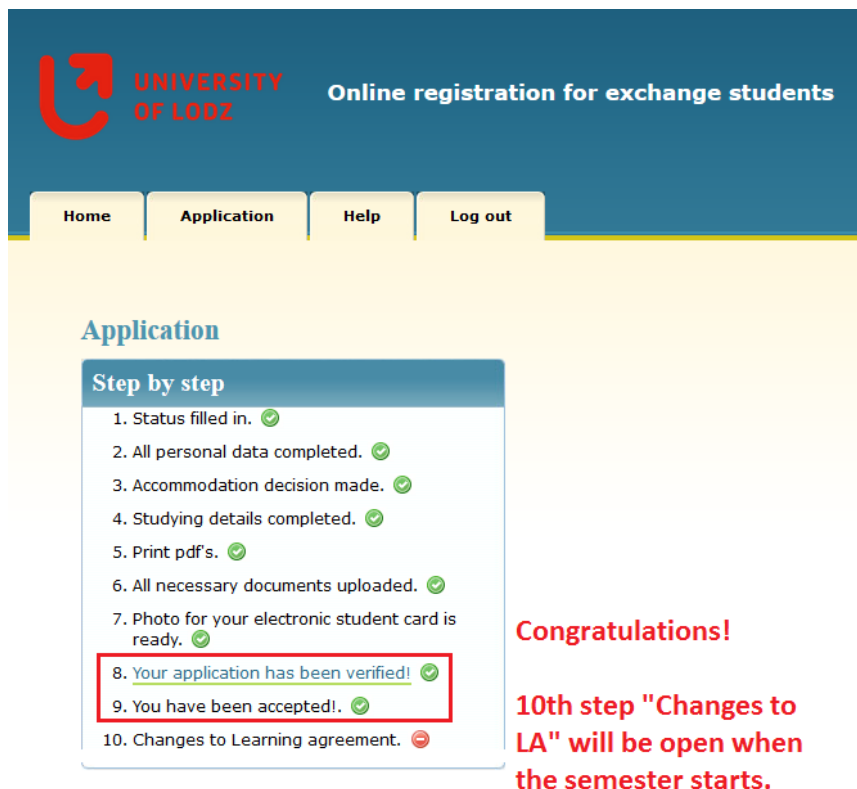


The screenshot shows the 'Online registration for exchange students' portal. The header includes the University of Lodz logo and navigation tabs for Home, Application, Help, and Log out. The breadcrumb trail is 'enrolment > Application > Verification'. The main heading is 'Verification' with a sub-heading 'Application submitted'. The text states: 'Your application is now being tentatively verified before forwarding it to your chosen unit(s). As soon as the final decision is made you will receive a message from the IRO.' A red underline is under the second sentence. A link '< Back to application step by step' is provided. A red text overlay reads 'Now relax and wait for verification :)'

Now relax and wait for the verification of your documents ☺ It usually takes up to 2 weeks to know the final decision. If there is something missing in your application, we will send you a message and unsubmit the application so that you can correct it (don't forget to submit the application again!). Please do not create additional accounts if you only wish to correct something.

If everything is fine and we accept your application you will receive two confirmations:

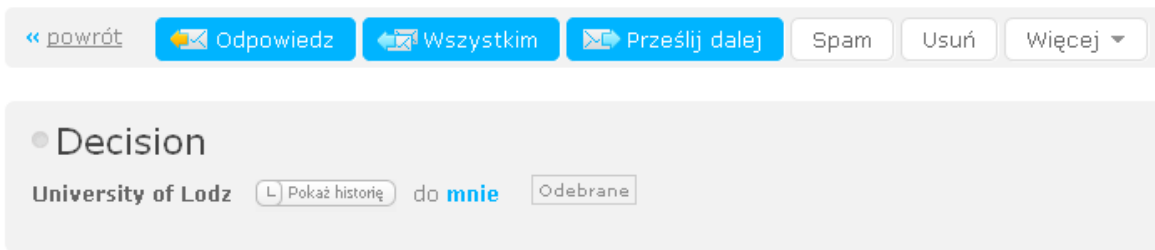
1. In the on-line system:



The screenshot shows the 'Application' page. The header is the same as the previous screenshot. The main heading is 'Application'. Below it is a 'Step by step' progress list with 10 items, each with a status icon (green checkmark for success, red minus sign for pending). Step 8, 'Your application has been verified!', and step 9, 'You have been accepted!', are highlighted with a red box. To the right of the list, red text reads 'Congratulations!' and '10th step "Changes to LA" will be open when the semester starts.'

Step	Description	Status
1.	Status filled in.	✔
2.	All personal data completed.	✔
3.	Accommodation decision made.	✔
4.	Studying details completed.	✔
5.	Print pdf's.	✔
6.	All necessary documents uploaded.	✔
7.	Photo for your electronic student card is ready.	✔
8.	Your application has been verified!	✔
9.	You have been accepted!	✔
10.	Changes to Learning agreement.	✖

2. A message will be sent to your e-mail:



Dear student!

**This message is generated automatically,
please don't respond to it!**

You have been accepted to study at the University of Lodz within the framework of the Erasmus program.

This message was generated automatically.

Please don't respond to this e-mail, as it is generated **automatically**.

We hope this guide answers all the questions you might have during registration. If there is a problem that isn't included here, please inform us: iso@uni.lodz.pl. You can contact the Coordinator of the program directly at: katarzyna.ciupa@uni.lodz.pl as well.

See you soon in Łódź!

ISO Team